



## TICKETING SYSTEM MANUAL

SOFTWARE COMPATIBLE WITH:





**EN:** CLOAKROOM, LUGGAGE TAG & ENTRY TICKETING SYSTEM

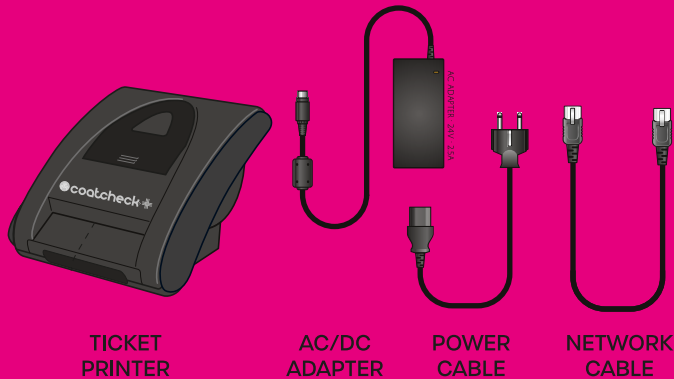
**FR:** SYSTÈME D'ÉTIQUETAGE POUR VESTIAIRES, BAGAGES ET TICKETS

**DE:** GARDEROBEN, GEPÄCKAUFBEWAHRUNG & EINTRITTSKASSE TICKETSYSTEM

**ES:** IMPRESORA Y SISTEMA DE CONTROL PARA GUARDARROPA, EQUIPAJE Y ENTRADAS

**NL:** GARDEROBE, ENTREE & BAGAGELABEL KASSA TICKET SYSTEEM

# BOX CONTENT



TICKET  
PRINTER

AC/DC  
ADAPTER

POWER  
CABLE

NETWORK  
CABLE

## INDEX:

4: EASY SET-UP

5: QUICK LOAD

6: NORMAL USE

7: X & Z REPORTS WITHOUT KEY BOARD

8: X & Z REPORTS WITH KEY BOARD

9: SOFTWARE & EDITING TICKETS ON LAP-TOP

10-13: EDITING TICKETS

14: EDITING PRINTER SETTINGS

15: EDITING REPORTS

16: UPLOAD LOGO SECTION

17: CONNECT TO MOBILE SOFTWARE

18: MOBILE SOFTWARE

19: MENU OVERVIEW

20: EDITING TICKETS

21: EDITING REPORTS

22: UPLOADING LOGO'S

23: PRINTER SET-UP

24-26: EXAMPLE TICKETS/LOGO USE

27: QUICK MAINTENANCE



USE IN A DRY AND DUST-FREE ENVIRONMENT. KEEP AWAY FROM LIQUIDS.  
KEEP AWAY FROM CHILDREN. DO NOT OPEN THE TICKET PRINTER USING TOOLS.

UTILISEZ DANS UN ENVIRONNEMENT SEC ET SANS POUSSIERE. ÉLOIGNER  
DES LIQUIDES. GARDER LOIN DES ENFANTS. NE PAS OUVRIR L'IMPRIMANTE  
DE BILLETS EN UTILISANT DES OUTILS.



BITTE VERWENDEN IN EINEM TROCKENEN UND STAUBFREIEN UMGEBUNG.  
FERNHALTEN VON FLÜSSIGKEITEN. VON KINDERN FERNHALTEN.  
OFFNEN SIE DIE TICKETDRUCKER NICHT MIT WERKZEUGEN.

UTILIZAR EN UN AMBIENTE SECO Y LIBRE DE POLVO. MANTENER ALEJADO  
DE LÍQUIDOS. NO APROPIADO PARA NIÑOS. NO ABRIR LA IMPRESORA.  
UTILIZANDO HERRAMIENTAS.



GEBRUIK IN EEN DROGE EN STOFVRIJE OMGEVING. HOUD UIT DE BUURT  
VAN VLOEISTOFFEN. NIET GESCHIKT VOOR GEbruik DOOR KINDEREN.  
TICKETPRINTER NIET OPENEN MET GEREEDSCHAP.

OBJEDNÁVEJ ZDE

OBJEDNÁVEJ ZDE

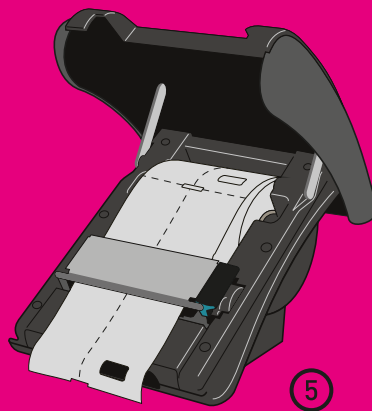
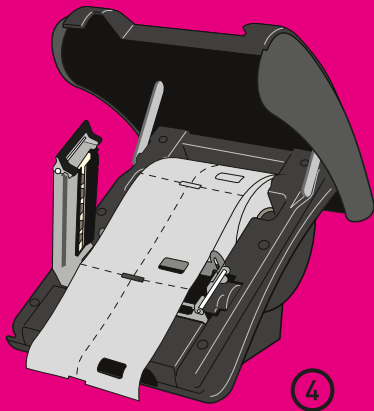
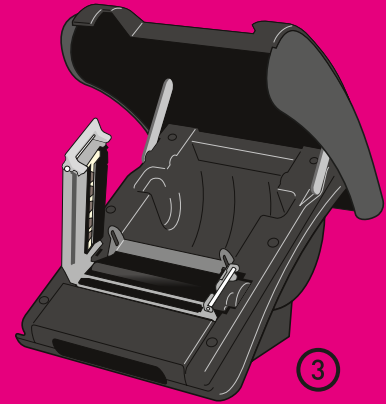

TICKETPRINT.EU



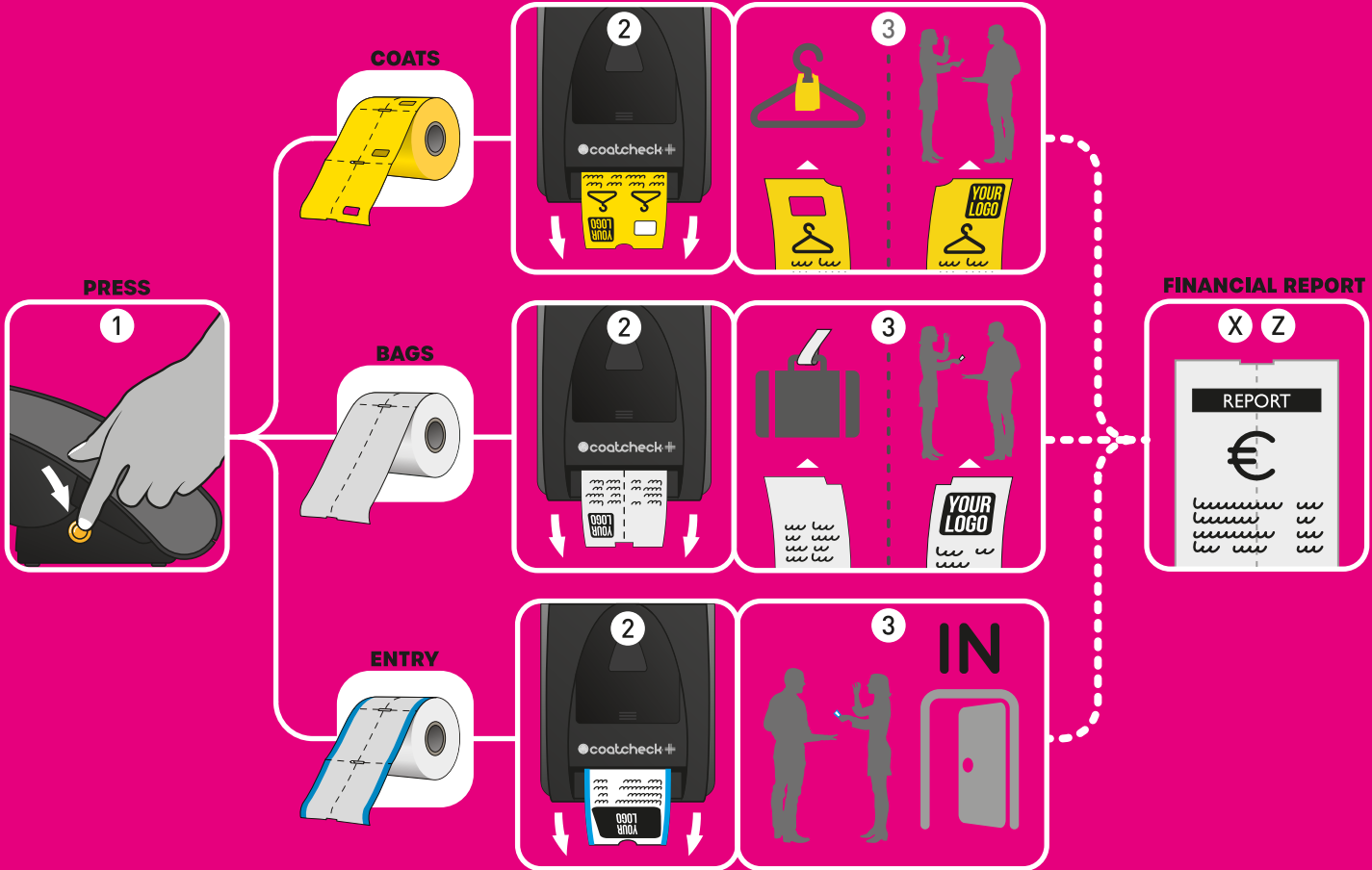
+420 776 516 111



# QUICK LOAD



# NORMAL USE



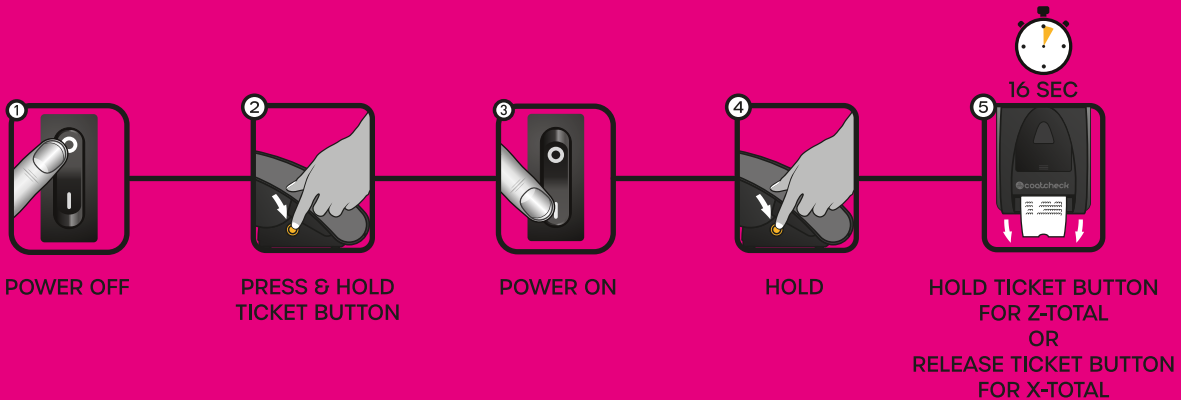


# X + Z TOTALS

( WITHOUT OPTIONAL KEY-PAD )

**X - TOTAL:** NO NUMBER RESET, TICKET COUNT SPECIFIED BY 30 MIN.

**Z - TOTAL:** NUMBER RESET, TOTAL TICKET COUNT SPECIFIED BY 30 MIN.



AFTER PRINTING A Z-REPORT THE COUNTER WILL BE SET TO ZERO

# X + Z TOTALS

( WITH OPTIONAL KEY-PAD )

**X - TOTAL:** NO NUMBER RESET, TICKET COUNT SPECIFIED BY 30 MIN.

**Z - TOTAL:** NUMBER RESET, TOTAL TICKET COUNT SPECIFIED BY 30 MIN.



**X - TOTAL:** PRESS 1,2,3,4,5 A

**Z - TOTAL:** PRESS 1,2,3,4,5 B

\*WITH OUR SOFTWARE YOU CAN  
INSTALL YOUR PERSONAL PINCODE



AFTER PRINTING A Z-REPORT THE COUNTER WILL BE SET TO ZERO



coatcheck 

# WIRELESS

## SOFTWARE FOR TICKET EDITING



**CONNECT YOUR PC TO WIFI:**  
**coatcheck\_ . . . .**

**PASSWORD TO CONNECT:**  
**coatcheck\_1234**

**LAUNCH YOUR WEB BROWSER AND  
CONNECT THE PRINTER  
USING THIS LINK**

**<http://192.168.2.1/update>**

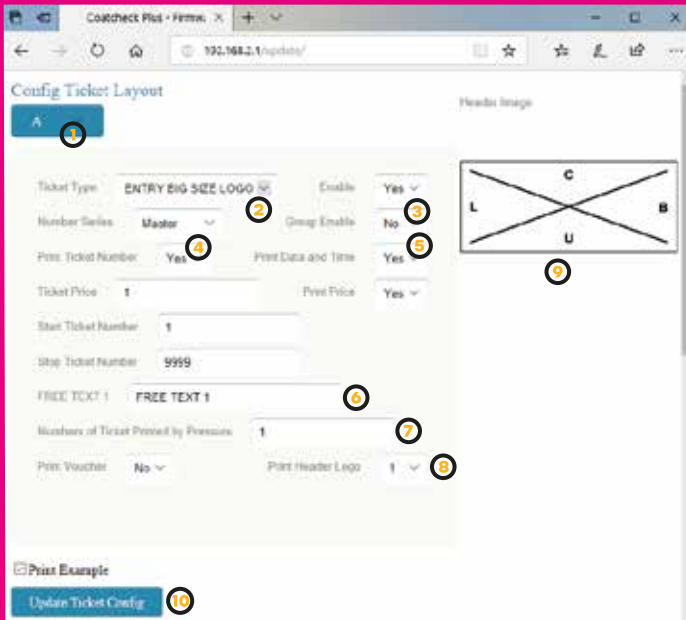


## EDIT „CLOAKROOM“

- 1: SELECT THE BUTTON TO EDIT
- 2: SELECT YOUR TICKET TYPE
- 3: BUTTONS CAN BE SWITCHED ON OR OFF
- 4: EACH BUTTON IT'S OWN NUMBER SERIES OR NUMBER SERIES DIFFERENT BUTTONS COMBINED
- 5: 1 OR MORE TICKETS WITH 1 PUSH
- 6: SELECT YOUR LOGO 1 OF 20 PIECES
- 7: PREVIEW OF YOUR SELECTED LOGO
- 8: UPDATE YOUR CHANGES AND PRINT A PREVIEW TICKET

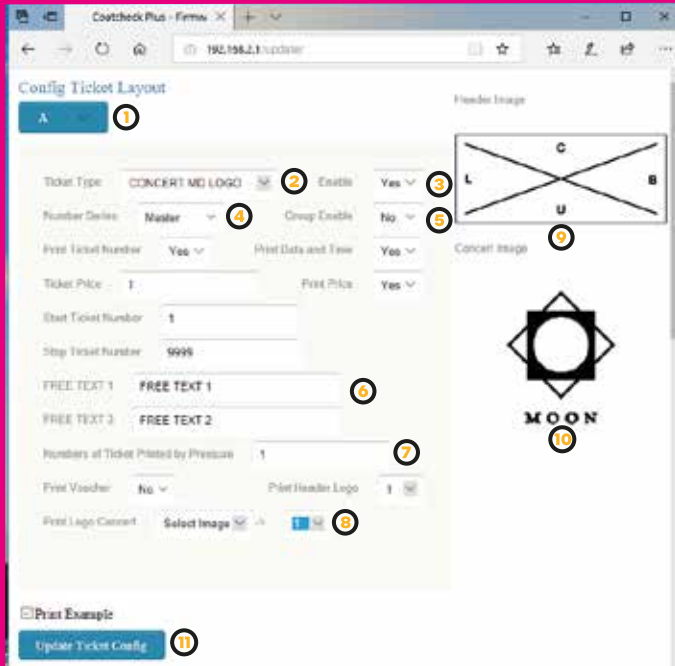
## EDIT „ENTRY MID LOGO“

- 1: SELECT THE BUTTON TO EDIT
- 2: SELECT YOUR TICKET TYPE
- 3: BUTTONS CAN BE SWITCHED ON OR OFF
- 4: EACH BUTTON IT'S OWN NUMBER SERIES OR NUMBER SERIES DIFFERENT BUTTONS COMBINED
- 5: 1 TICKET PER PERSON OR 1 TICKET FOR MULTIPLE PERSONS
- 6: 3 LINES OF TEXT EACH 25 CHARACTERS
- 7: 1 OR MORE TICKETS WITH 1 PUSH
- 8: SELECT YOUR HEADER LOGO
- 9: PREVIEW OF YOUR SELECTED LOGO
- 10: UPDATE YOUR CHANGES AND PRINT A PREVIEW TICKET



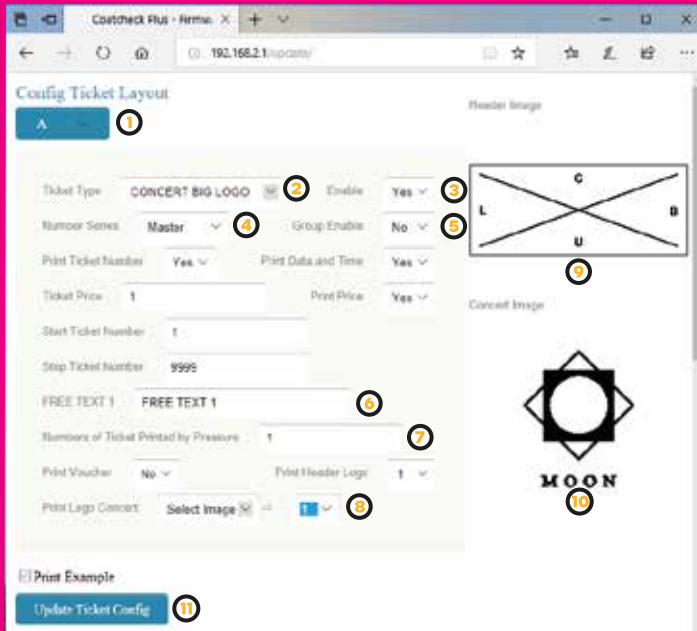
## EDIT „ENTRY BIG LOGO“

- 1: SELECT THE BUTTON TO EDIT
- 2: SELECT YOUR TICKET TYPE
- 3: BUTTONS CAN BE SWITCHED ON OR OFF
- 4: EACH BUTTON IT'S OWN NUMBER SERIES OR NUMBER SERIES DIFFERENT BUTTONS COMBINED
- 5: 1 TICKET PER PERSON OR 1 TICKET FOR MULTIPLE PERSONS
- 6: 1 LINE OF TEXT 25 CHARACTERS
- 7: 1 OR MORE TICKETS WITH 1 PUSH
- 8: SELECT YOUR HEADER LOGO
- 9: PREVIEW OF YOUR SELECTED LOGO
- 10: UPDATE YOUR CHANGES AND PRINT A PREVIEW TICKET



## EDIT „CONCERT MID LOGO“

- 1: SELECT THE BUTTON TO EDIT
- 2: SELECT YOUR TICKET TYPE
- 3: BUTTONS CAN BE SWITCHED ON OR OFF
- 4: EACH BUTTON IT'S OWN NUMBER SERIES OR NUMBER SERIES DIFFERENT BUTTONS COMBINED
- 5: 1 TICKET PER PERSON OR 1 TICKET FOR MULTIPLE PERSONS
- 6: 2 LINES OF TEXT 25 CHARACTERS
- 7: 1 OR MORE TICKETS WITH 1 PUSH
- 8: SELECT YOUR HEADER LOGO
- 9: SELECT YOUR FOOTER LOGO
- 10: PREVIEW OF YOUR SELECTED LOGO
- 11: UPDATE YOUR CHANGES AND PRINT A PREVIEW TICKET



## EDIT „CONCERT BIG LOGO“

- 1: SELECT THE BUTTON TO EDIT
- 2: SELECT YOUR TICKET TYPE
- 3: BUTTONS CAN BE SWITCHED ON OR OFF
- 4: EACH BUTTON IT'S OWN NUMBER SERIES OR NUMBER SERIES DIFFERENT BUTTONS COMBINED
- 5: 1 TICKET PER PERSON OR 1 TICKET FOR MULTIPLE PERSONS
- 6: 1 LINE OF TEXT 25 CHARACTERS
- 7: 1 OR MORE TICKETS WITH 1 PUSH
- 8: SELECT YOUR HEADER LOGO
- 9: SELECT YOUR FOOTER LOGO
- 10: PREVIEW OF YOUR SELECTED LOGO
- 11: UPDATE YOUR CHANGES AND PRINT A PREVIEW TICKET

Cootocheck Plus - Firmen

192.168.2.1/update/

### Main Config

1 Language: ENG (Printer M) 0001 Currency: €

2 3

4 Enable Serial Number: No Enable Grand Total: No 5

Enable Report On Report: No Enable X-Report: Yes 6

Update Main Config

### Agent Config

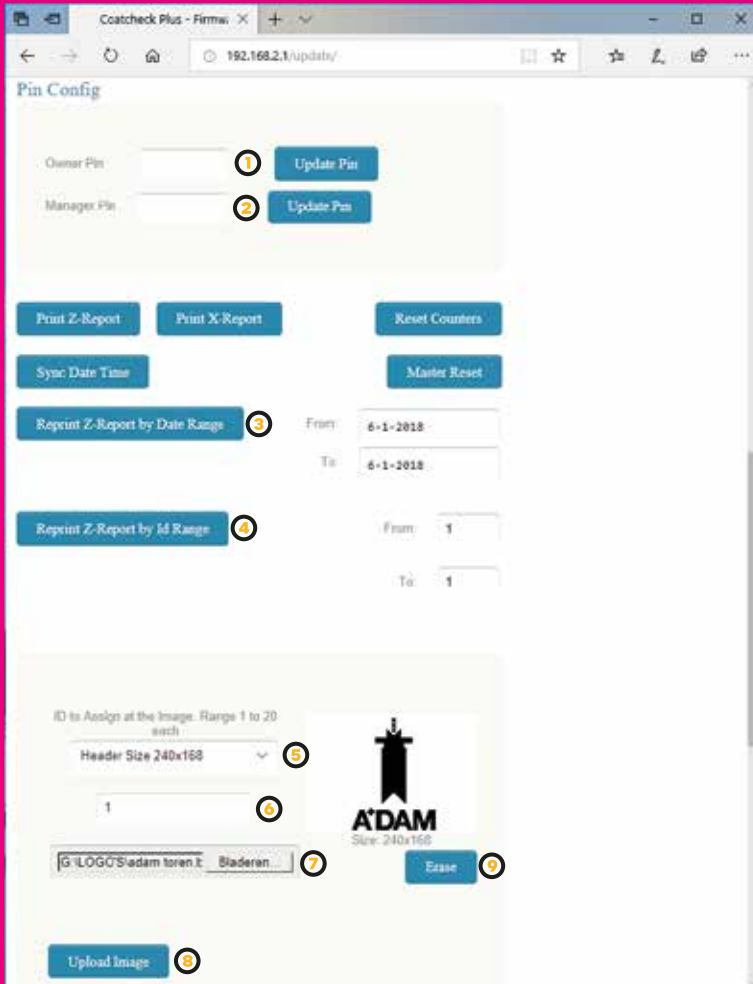
Firmen Description: www.ticketprinter.shop

Agent Name: Leisure Management Solutions BV

Update Agent Config

## EDIT MAIN CONFIGURATION

- 1: SELECT LANGUAGE
- 2: LABEL EACH PRINTER
- 3: SELECT CURRENCY
- 4: EACH PRINTED TICKET WITH IDENTICLE NUMBER
- 5: GRAND TOTAL ON Z-REPORT
- 6: ENABLE X-REPORT



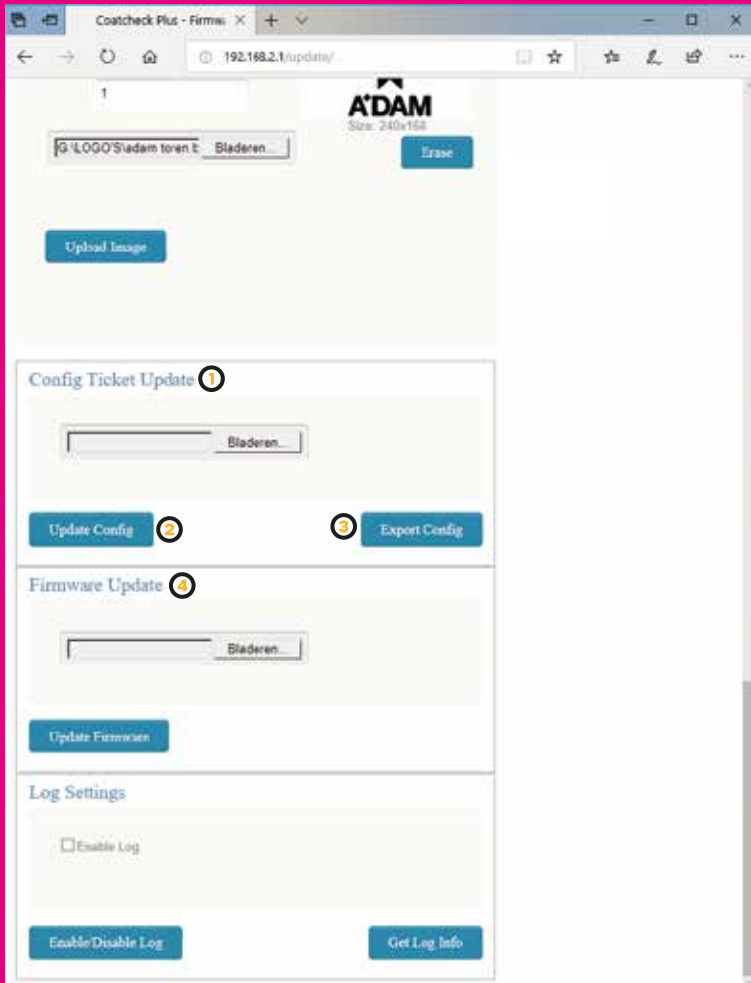
## EDIT PIN CONFIGURATION

- 1: SET PERSONAL PIN OWNER
- 2: SET PERSONAL PIN MANAGER
- 3: REPRINT Z-REPORTS BY DATE RANGE
- 4: REPRINT Z-REPORTS BY ID RANGE

## UPLOAD LOGO'S

- 5: SELECT LOGO TYPE
- 6: SELECT LOGO NUMBER 1 TO 20
- 7: LOAD YOUR LOGO
- 8: UPLOAD YOUR LOGO
- 9: ERASE LOGO





## EDIT TICKET CONFIGURATION

- 1: UPLOAD OR SAVE TICKET LAYOUT
- 2: LOAD AN EARLIER SAVED LAYOUT
- 3: SAVE A LAYOUT ON YOUR PC

## UPDATE FIRMWARE

- 4: HERE YOU CAN UPDATE FIRMWARE OF YOUR TICKETPRINTER



# **MOBILE WIRELESS SOFTWARE FOR TICKET EDITING AVAILABLE 1 NOV 2019**

**coatcheck** #

**CONNECT YOUR DEVICE TO WIFI:**

**coatcheck\_ . . . .**

**PASSWORD TO CONNECT:**

**coatcheck\_1234**



**coatcheck** 

**EDIT TICKETS**



**REPORTS**



**LOGO'S**



**SETUP**



## EDIT TICKETS

**A**



**B**



**C**



**D**



**E**



TICKET TYPE

ENABLED

ICON/LETTER

NUMBER SERIES:

PRINT TICKET NUMBER

PRINT LOGO

PREVIEW LOGO

PRINT DATE/TIME

\$2

PRINT PRICE

START TICKET NUMBER

STOP TICKET NUMBER

VOUCHER IMAGE

NUMBER OF TICKETS ON PUSH

PRINT TEST TICKET ON SAVE

**SAVE TICKET**



**MENU**

# REPORTS

## Z-REPORT

**PRINT LAST Z-REPORT**

**1**

**1**

**PRINT SEQ.NUMBER**

**07-07-2019**

**07-08-2019**

**PRINT DATE RANGE**

**REPORTS**



**PRINT X-REPORT**

**PRINT X-REPORT**



**MENU**



**REPORTS**

# LOGOS

HEADER SIZE 240 X 168

1

LOGO'S



CHOOSE FILE

SENT FILE



coatcheck® 



MENU

# PRINTER SET-UP

0001

ENG

\$

ENABLE SERIAL NUMBER PRINT

ENABLE X-REPORT

ENABLE REPRINT REPORT

ENABLE GRAND TOTAL

SAVE CONFIGURATION

DEFAULT SETTINGS

SYNC DATE/TIME

EXPORT SETTINGS

IMPORT SETTINGS

UPDATE FIRMWARE

ADVANCED SETTINGS

SET-UP



MENU

# TICKET EXAMPLES AND LOGO USE

**FOR CLOAKROOM USE**  
HEADER LOGO 240 X 160 PIX  
USE BMP FILES IN BLACK  
AND WHITE ONLY FOR BEST RESULT



**CLOAKROOM**



**LUGGAGE TAG SELF ADHESIVE**



# TICKET EXAMPLES AND LOGO USE FOR ENTRY TICKETS

**FOR ADMISSION / ENTRY TICKETS**  
ENTRY MID SIZE LOGO 576 X 240PIX  
USE BMP FILES IN BLACK  
AND WHITE ONLY FOR BEST RESULT



**ENTRY MID SIZE LOGO  
576 X 240**

**FOR ADMISSION / ENTRY TICKETS**  
ENTRY BIG SIZE LOGO 576 X 360PIX  
USE BMP FILES IN BLACK  
AND WHITE ONLY FOR BEST RESULT



**ENTRY BIG SIZE LOGO  
576 X 360**

# TICKET EXAMPLES AND LOGO USE FOR CONCERT TICKETS

CONCERT  
MID SIZE LOGO 576 X 240PIX  
USE BMP FILES IN BLACK  
AND WHITE ONLY FOR BEST RESULT



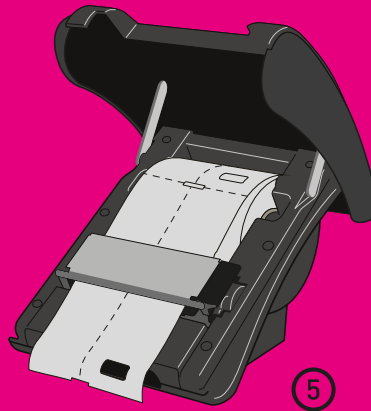
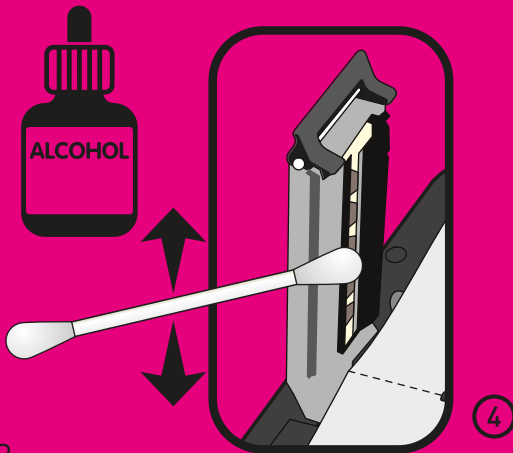
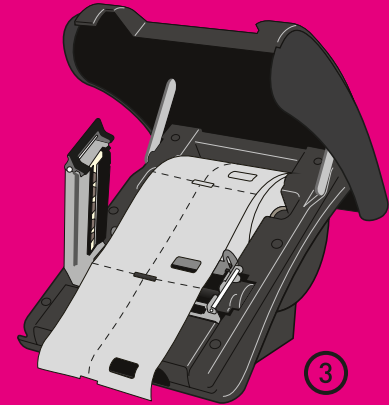
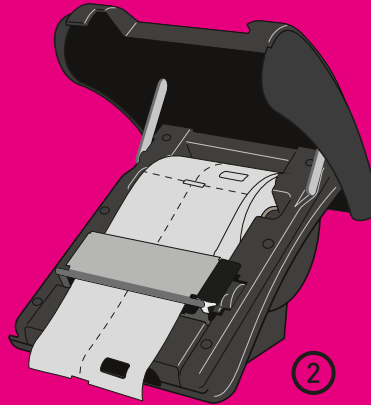
**CONCERT MID SIZE LOGO  
576 X 240**

CONCERT  
BIG SIZE LOGO 576 X 360PIX  
USE BMP FILES IN BLACK  
AND WHITE ONLY FOR BEST RESULT



**CONCERT BIG SIZE LOGO  
576 X 360**

# QUICK MAINTENANCE





**WE LOVE TO HELP YOU!**



**TICKETPRINT.EU**